



About

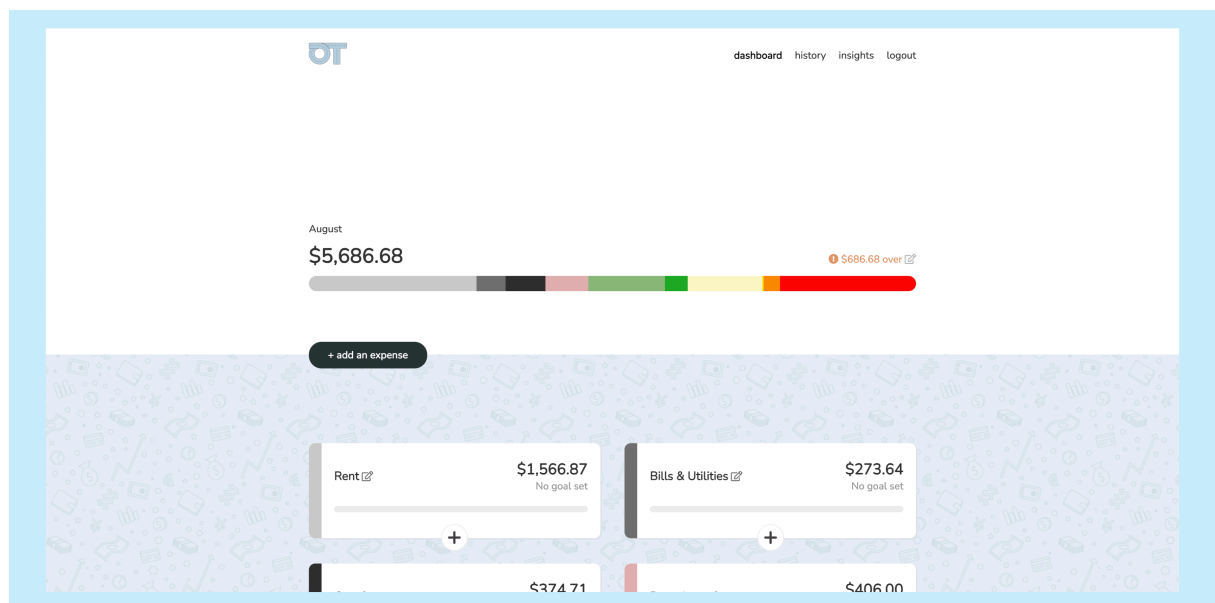
In a nutshell: a private budgeting tool that can be self-hosted.

This project is an attempt to understand and control my own spending better without giving my banking/financial info to a 3rd party. The app is meant to be used with 1 login, and you can host easily your own instance.

The app was designed by Iana Noda.

Features

Dashboard The dashboard lets you quickly see how you're doing in the current month. You can set a spend goal per month and/or per category. This is also where you quickly add individual expenses.



Insights The insights page lets you review any year or month in more detail.



History The history page lets you drill down into actual purchases, as well as do any tweaking (e.g. changing category or deleting).

OT

[dashboard](#)
[history](#)
[insights](#)
[logout](#)

Expense History

All categories
10/17/2018
-
10/17/2019

Date	Category	Amount	Description	
10/16/2019	Travel	\$3.56	Airport	✕
10/16/2019	Restaurants	\$32.47	Seeds Cafe	✕
10/16/2019	Car	\$3.75	Parking	✕
10/16/2019	Merlin	\$38.25	Litter	✕
10/16/2019	Groceries	\$17.41	TP	✕
10/16/2019	Shipping	\$7.57	Kate gift	✕

Importing Although you can't connect banking info, you can still streamline entering expenses. The CSV import lets you flexibly import expenses from bank exports. Save multiple CSV parsing configurations for reuse so you can go straight from exporting to importing (see `app/models/csv_config.rb` for details).

OT

[dashboard](#)
[history](#)
[insights](#)
[logout](#)

File *

CSV config *

Default category if no name matches *

test.CSV

Checking account

Uncategorized

☒ Skip expenses that match the date, description, and amount of an existing expense *

Review import

OT

[dashboard](#)
[history](#)
[insights](#)
[logout](#)

Review import (4 items)

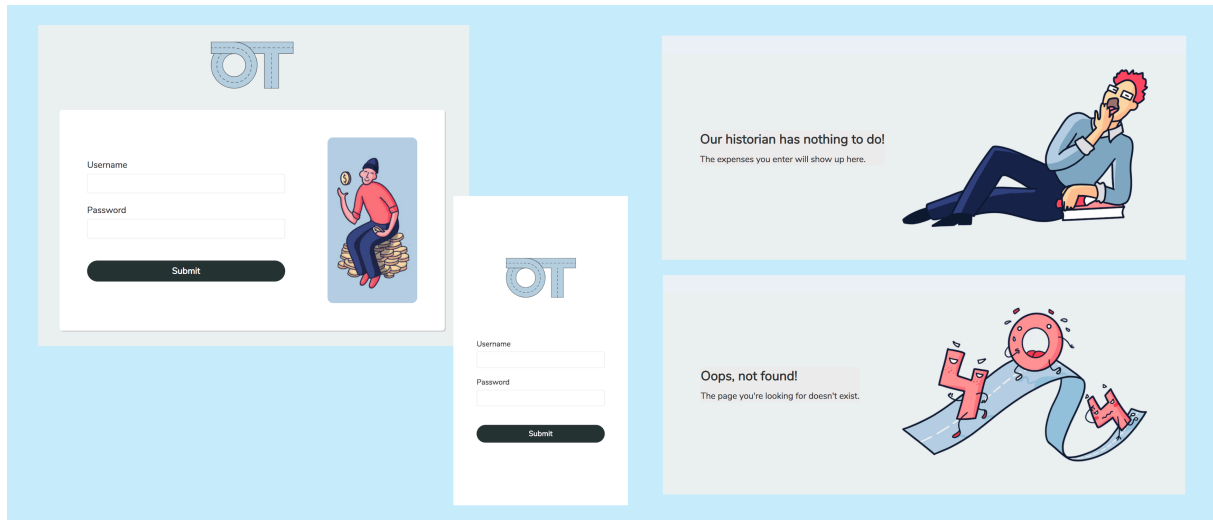
Make any changes you want before submitting at the bottom of the page.

Date	Category	Amount	Description	
08/26/2021	Uncategorized	\$54.36	Thing 1	✕
08/26/2021	Groceries	\$25.26	Thing 2	✕
08/26/2021	Groceries	\$99.13	Thing 3	✕
08/24/2021	Groceries	\$44.92	Thing 4	✕

Cancel

Submit

Fun and mobile friendly OnTrack has a light and fun voice that makes it a pleasure to use. The entire app is also mobile friendly.



Installation

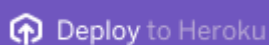
- Install with Homebrew
- Install on Ubuntu 16.04+
- Spin up an instance (for free) using the Heroku deploy button below. Heroku account is required.

Creating a user

- `bundle exec rails c` to run Rails console
- `User.create!(username: "...", password: "...")` The username and password will be hashed.
- If you ever need to change your username/password: `User.first.update!(username: "...", password: "...")`

Hosting your own

I'd recommend using Heroku since it's super simple (and free) to deploy a Rails app. Keep it awake with my Heroku Pinger! Once your instance is deployed, do the "Creating a user" steps above after spinning up Heroku's console.



Usage and feedback

Feel free to use this however you'd like! If you use this, credit would be nice but I don't really care that much. I'm primarily maintaining this for my own use, so I won't be very responsive to issues submitted. I *will* accept useful pull requests.