
VueTube RESTful API - YouTube Clone

VueTube is a YouTube clone built with nodejs, expressjs & mongodb.

Features

CRUD (Create, Read, Update And Delete)

- Authentication with JWT (Reset Password with email)
 - Login (User/Admin)
 - Register
 - Forgot Password
- Pagination and search where necessary
- API Security (NoSQL Injections, XSS Attacks, http param pollution etc)
- Video (CRUD)
 - Upload video
 - Upload video thumbnail
 - Watch video
 - Increase Views
 - Like and dislike video
 - Download video
 - Comment & reply for video
 - Update video details
 - Delete video
- Subscribe to a channel
- View liked videos
- Trending
- Subscriptions
- History (CRUD)
 - Watch history
 - Search history
- Settings
 - Modify channel name and email
 - Change password
 - Upload channel avatar

Frontend Repo

Frontend was developed with vue js and vuetify VueTube

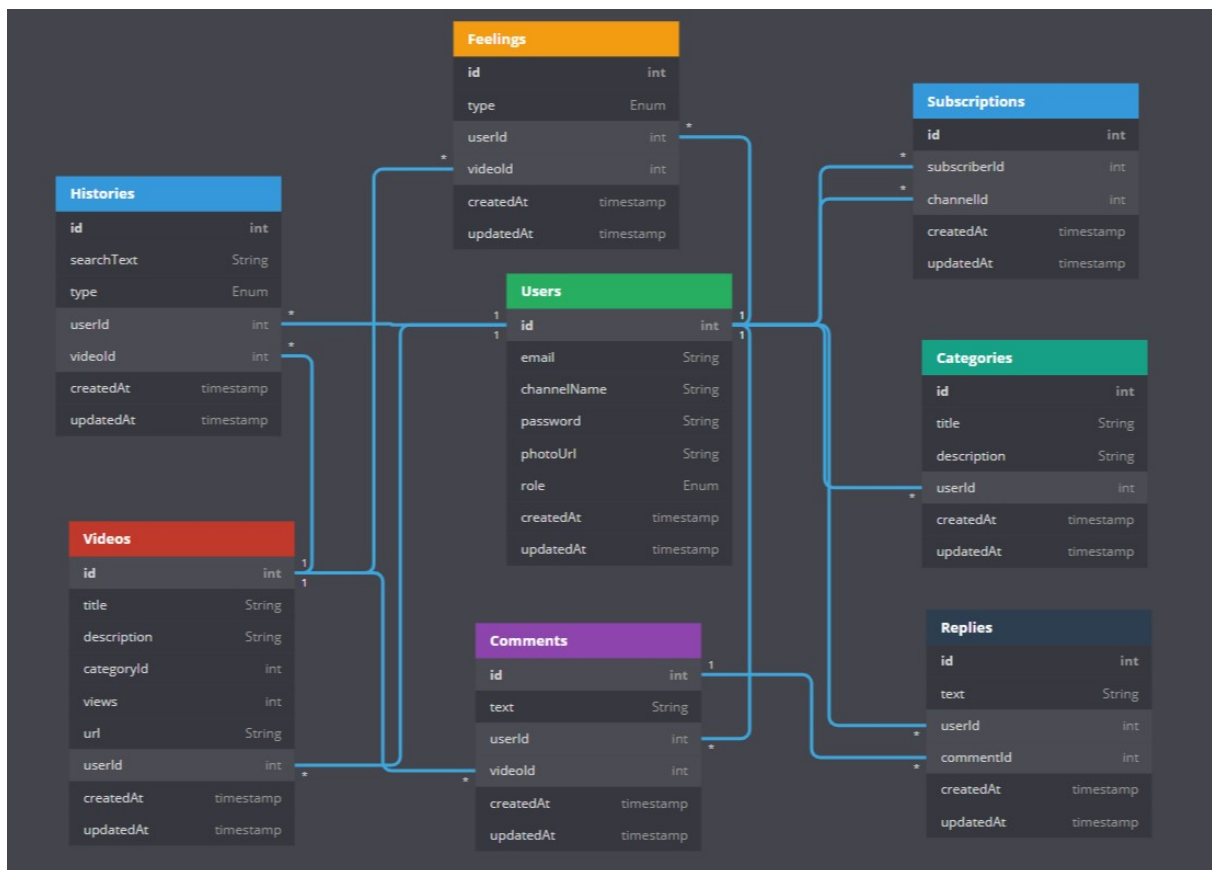
API Documentation

Hosted on netlify: Coming Soon

Extensive and testing documentation with postman: VueTube API

Database Model

Though the diagram uses sql data type, this diagram is to show you the various collections in the mongo database.



Requirement

- NodeJS

-
- MongoDB

Configuration File

Rename the config/.env.example to .env, then modify to your environment variables, mongodb uri, set your JWT_SECRET and SMTP variables

```
1 NODE_ENV=development
2 PORT=3001
3
4 MONGO_URI=YOUR_URL
5
6 JWT_SECRET=YOUR_SECRET
7 JWT_EXPIRE=30d
8 JWT_COOKIE_EXPIRE=30
9
10 FILE_UPLOAD_PATH = ./public/uploads
11 MAX_FILE_UPLOAD = 1000000
12
13 SMTP_HOST=smtp.mailtrap.io
14 SMTP_PORT=2525
15 SMTP_EMAIL=
16 SMTP_PASSWORD=
17 FROM_EMAIL=noreply@quizapp.com
18 FROM_NAME=QuizzApp
```

Email testing: use mailtrap for email testing, it's easy no stress.

Installation

Install all npm dependencies

```
1 npm install
```

Install nodemon globally

```
1 npm install -g nodemon
```

Note

Make sure you run the seeder to get categories in your database or Create a user with the role admin, then add category with the category endpoint.

Run database seeder

-
- Seeder folder is _data/
 - Edit the seeder file if you want to

```
1 node seeder -i
```

Delete all data

```
1 node seeder -d
```

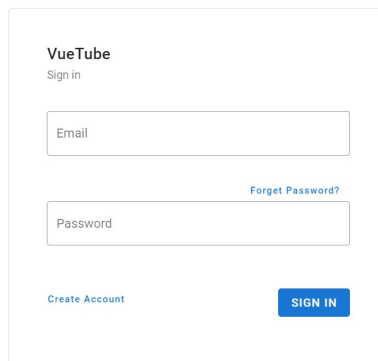
Start web server

```
1 node run dev
```

Screenshots

Delete the screenshot folder if you download this code (Screenshots folder is 3.14mb in size).

Sign In




The screenshot shows a web page titled "VueTube" with a "Sign in" heading. It features two input fields: "Email" and "Password". A link labeled "Forgot Password?" is positioned to the right of the password field. At the bottom left, there is a link "Create Account", and at the bottom right, there is a blue button labeled "SIGN IN".

Sign Up

VueTube
Create your VueTube account

[Sign In Instead](#)



Home Page

VueTube

Home

Trending

Subscriptions

History

Liked videos

SUBSCRIPTIONS

Car Lovers

Tech Reagan

Ereagan

MORE FROM VUETUBE

VueTube Premium

Gaming

Live

Setting

Report history

Help

Send feedback

Search

Recommended

YouTube Clone built with ME VN Stack

3 views • 2 hours ago

Deno & Vue Contact List App

Contact List App Built With Deno, Vue.js & Node.js with MongoDB

1 views • 2 hours ago

Attendance & CA Management System

1 views • 2 hours ago

App Idea Built With PHP and MySQL

0 views • 2 hours ago

Online examination system built with Node.js and MongoDB

0 views • 2 hours ago

Twitter clone with my PHP framework (Boss)

2 views • 2 hours ago

Talk Management System

0 views • 2 hours ago

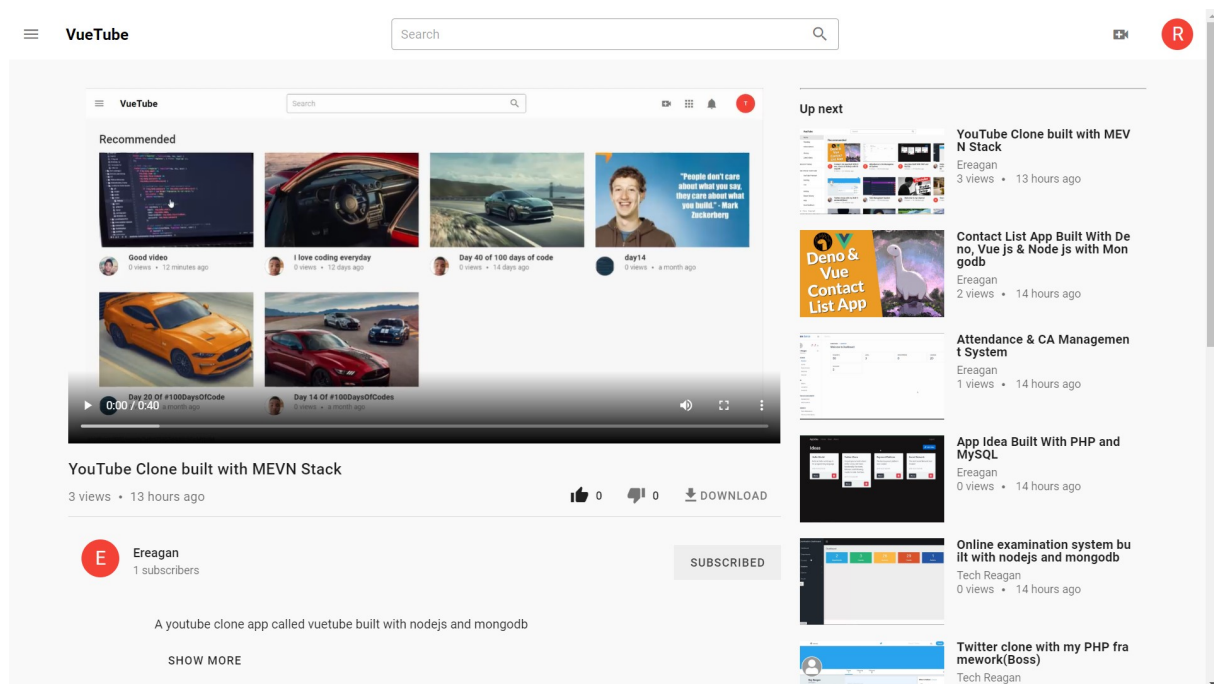
Welcome to my channel

0 views • 2 hours ago

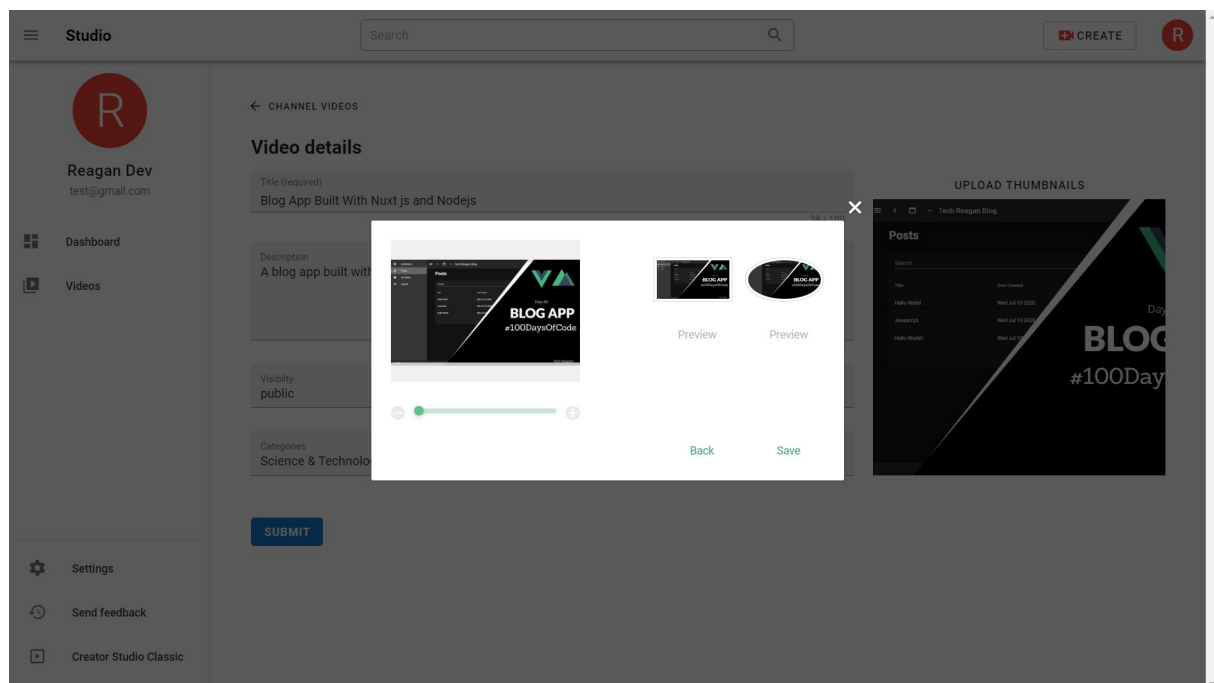
Tech Reagan

5

Watch Page



Upload Thumbnail Modal



For more screenshots check out the vue frontend repo VueTube

License

This project is licensed under the MIT License

Developed by Reagan Ekameye (Tech Reagan)

Reach me on twitter @techreagan